



Ohio Achievement Assessments



Grades 3–8 Reading
Grades 3–8 Mathematics
Grades 5 & 8 Science

District Test Coordinator's Manual Spring 2010

Ohio Department of Education
Office of Assessment
25 S. Front St., MS 507
Columbus, OH 43215-4183
(614) 466-0223

Pearson
2510 N. Dodge St.
Iowa City, IA 52245

The Ohio Department of Education does not discriminate on the basis of race, color, national origin, sex, religion, age, or disability in employment or the provision of services.

CONTENTS

New or Revised Procedures for Spring 2010	3
Spring 2010 Test Schedule	3
Important Contact Information.....	3
General Overview.....	4
Responsibilities of the District Test Coordinator.....	5
Testing Schedule and Time Allotments	6
Test Security.....	7
Documenting Discrepancies of Secure Materials.....	9
Accelerated Testing	9
Ordering Additional Materials	10
Basic Guidelines for Test Administration	10
Before Testing.....	11
Establishing a Testing Schedule	11
Receiving, Checking In and Distributing Test Materials.....	11
Taking Inventory of the District’s Overage Shipment.....	11
Pre-ID and Generic Labels.....	12
Entry of Data into Record Change System	13
Training School Test Coordinators.....	13
Distributing Test Materials to School Test Coordinators	14
On Test Day	14
After Testing	14
Students Who Become Sick	15
Invalidating Scores.....	15
“Do Not Score” Test Booklets or Answer Documents	16
Packaging and Returning Scorable Materials.....	16
Packaging and Returning Nonscorable Materials.....	17
Sample Nonscorable Return Shipping Label (Green)	19
APPENDIX A: Forms and Labels	20
APPENDIX B: Students With Identified Disabilities — Students Identified as Limited English Proficient	27
General Information	27
Definition of a Student With Identified Disabilities (IEP or 504 Plan)	27
Definition of a Student Identified as Limited English Proficient (LEP).....	27
Definition of an Accommodation	28
Criteria for the Use of Accommodations.....	28
Special Versions and Accommodations Summary.....	29

APPENDIX C: Supplemental Instructions30

- Supplemental Instructions for a Read Aloud Accommodation.....31
- Supplemental Instructions for an English Audio CD32
- Supplemental Instructions for Large-Print Test Booklets33
- Supplemental Instructions for Braille Test Booklets.....35
- Supplemental Instructions for Bilingual Test Booklets.....36
- Supplemental Instructions for a Foreign-Language CD38
- Supplemental Instructions for Language Translation Materials40

APPENDIX D: Summary of Test Security Provisions from the Administrative Code.....42

New or Revised Procedures for Spring 2010

New or Revised Procedure	Page
Suspended Assessments <ul style="list-style-type: none"> • Grades 4 and 7 Writing • Grades 5 and 8 Social Studies 	4
Testing Group Number - revised	5
School/Class Header Sheet - revised	5

Spring 2010 Test Schedule

Date	Activity
By April 5, 2010	DTCs receive test materials from Pearson.
April 19–May 7, 2010	Test administration dates
April 30, 2010	DTCs send all “Early Return” scorable materials to Pearson.
By May 7, 2010	DTCs send all “Regular Return” scorable materials to Pearson.
When testing is complete, but no later than May 10, 2010	DTCs return nonscorable secure materials to Pearson.

Important Contact Information

For information about. . .	Contact. . .
<ul style="list-style-type: none"> • The Ohio Achievement Assessments or testing policy • Accommodations • Accelerated testing 	Ohio Department of Education Office of Assessment Phone: (614) 466-0223 Fax: (614) 995-5568 Web site: education.ohio.gov
<ul style="list-style-type: none"> • Receiving and returning shipments • Returning the Material Resolution Form 	Pearson Phone: (800) 627-7990, State Code 836 E-mail: OhioK-8@support.pearson.com
<ul style="list-style-type: none"> • Ordering additional materials • Ordering optional services 	American Institutes for Research (AIR) E-mail: ohhelpdesk@air.org Phone: (888) 944-5001

General Overview

This manual outlines the specific responsibilities of the District Test Coordinator (DTC) for the Spring 2010 administration of the Grades 3–8 Ohio Achievement Assessments. Included are instructions for receiving and distributing test materials, returning all test materials (scorable and nonscorable) to Pearson and disposing of other materials. The Spring 2010 Grades 3–8 Ohio Achievement Assessments will be distributed, retrieved and scored by Pearson. This Ohio *District Test Coordinator’s Manual* (DTC manual) will be used for the following tests:

- Grades 3–8 reading and mathematics
- Grades 5 and 8 science

Due to cuts to the Ohio Department of Education (ODE) budget, administration of the grades 4 and 7 Writing tests and grades 5 and 8 Social Studies tests will be suspended for the next two school years (2009–2010 and 2010–2011).

There are several security protocols, packaging procedures and operational practices that DTCs should be conscious of for the Spring 2010 Ohio Achievement Assessments.

For the Spring 2010 OAA administration, the Pearson SchoolHouse Web site has been replaced by the American Institutes for Research (AIR) **TIDE** System, which is located at www.ohtide.org. All functions that were performed in SchoolHouse are now processed through **TIDE**.

Form SV must be used with all special versions (English Audio CD, Braille, Large-Print, Bilingual, Foreign-Language Audio CD, and Language Translation). Other forms must not be used for administering special versions. Also, all read-aloud administrations must be conducted using Form SV. The full supplemental instructions for all special versions and accommodations have been added to this manual in Appendix C and will not be included with the individual special version test materials. In addition, Foreign-Language Audio CD packages will include English audio recordings.

Test booklets will be **spiraled** within shrink-wrapped packages and will no longer be lettered, but **numeric**. Multiple forms of test booklets will be assigned to each test building.

There will be field-test questions. Each test booklet will contain identical “operational” test items used for assigning scores to students. Each test form, however, will have **different** embedded sets of field-test questions that will be used for future item development purposes (field-test items **are not used** in assigning scores to students).

Within a classroom, there may be three to seven different forms of a test booklet for distribution. Tests should not be taken from spiraled packets to use with special versions. In test administration settings where accommodations are provided (for example, administering a read-aloud or an English Audio CD), **Form SV** should be utilized for all tested students who use special versions and for the Test Administrator if needed. This can only be accomplished by ensuring that **sufficient quantities of Form SV** test booklets are ordered when ordering special versions of tests.

Because tests will be **spiraled**, there are certain procedures that **must be followed** for testing in grades 5 through 8. On the first day of testing, students should write their names on the front of the test booklet and on the front and back of the answer document. Each test booklet and answer document should be returned to the same student on the subsequent days of testing. Because there may be three to seven different forms within a test building, **it is essential** that Box J (Form) be bubbled accurately on the back of the answer document. It is recommended that staff, not students, bubble the information on the demographic pages.

Students using a special version or who have a Read Aloud accommodation must use Form SV; forms from the spiraled packet **must** not be used. If forms from the spiraled packets are used, this will be discovered during testing by the students and will cause confusion and frustration.

Also, student test booklets (grades 3 and 4) and answer documents (grades 5–8) contain Box “G” (see below) labeled “Testing Group Number” on the back cover. The testing group number should be assigned to a **testing location**, not a Test Administrator. The purpose of assigning a testing group number to a **testing location** is to aid in identifying a group of students quickly and easily should an anomaly occur during testing, such as defective materials being discovered after the test was administered.

Testing Group Number								
Reading			Math			Science		
1	0	7	1	0	7	5	2	7
0	●	0	0	●	0	0	0	0
●	1	1	●	1	1	1	1	1
2	2	2	2	2	2	2	●	2
3	3	3	3	3	3	3	3	3
4	4	4	4	4	4	4	4	4
5	5	5	5	5	5	●	5	5
6	6	6	6	6	6	6	6	6
7	7	●	7	7	●	7	7	●
8	8	8	8	8	8	8	8	8
9	9	9	9	9	9	9	9	9

A testing group is defined as any location within the school where an OAA test administration (of any size) is being conducted. The district must designate a person or persons to assign testing group numbers to all testing locations within each school.

The sample Testing Group Roster in Appendix A (page 21) may be used to assign and/or record testing group numbers. This roster is also available for download from www.ohiodocs.org.

Use of testing group numbers is required but not the use of the Testing Group Roster. For example, schools may develop their own spreadsheet or use a local database to organize the testing group information. Regardless of the method used to assign testing group numbers, any documentation should be kept at either the school(s) or the district for one year after the test administration. DTCs should discuss with their STCs the best place to keep this documentation. A DTC may be asked to make this information available after the test administration.

If test booklets or answer documents are returned for scoring without Box “G” completed, the DTC may be contacted to provide the information.

The testing group number documentation should NOT be returned to Pearson or to ODE unless requested.

Use of a **School/Class Header Sheet is required.** Separate headers are not required for each class or small group administration. One per grade is sufficient. On the School/Class Header Sheet, Box “4” labeled “Contact Name” may be completed with the name of any person who has knowledge of the testing process at the school. The district must maintain a list showing which TA administered the tests for each class. The header sheet does **not** generate teacher score reports.

Responsibilities of the District Test Coordinator

The DTC is responsible for coordinating the administration of the Spring 2010 Ohio Achievement Assessments in the district. The DTC’s primary responsibilities include the following:

- Distribute test material shipments to schools.
- Help the STCs prepare for testing.
- Train the STCs in test security and test-materials handling, and answer any questions they have about the test administration. Use the testing Rules Book and Ohio Statute when training STCs.
- Distribute information in the monthly K–8 newsletter.
- Collect all scorable materials from the STCs within the requested return dates. Scorable materials are the test booklets (grades 3 and 4) and answer documents (grades 5–8) in which students have recorded their responses with a No. 2 pencil.

- Return all test materials (scorable and nonscorable) to Pearson within the requested return dates. Separate scorable and nonscorable materials. **Any scorable materials in the district's shipment of nonscorable materials will be reported later than the date on which the score reports are due in the district.** Nonscorable secure materials are unused test booklets for grades 3 and 4 and all test booklets for grades 5–8; Braille and Large-Print test booklets, Foreign-Language CD Materials, English Audio CD Materials, Language Translation Materials, cassette tapes, oral scripts, Bilingual Test Booklets, and grade 8 Mathematics Reference Sheets containing student-written calculations. Unused answer documents, unmarked grade 8 Mathematics Reference Sheets, *Directions for Administration*, and the STC and DTC manuals are not secure documents and can be destroyed. Remember to use the correct **color** label on each box. Incorrect labeling may send scorable tests to the nonscorables site. This will place scorable tests in the late batch. Late batch results are returned at a later date than the initial distribution of results.
- Ensure that state and district test security procedures (including the return of all test booklets to Pearson at the completion of testing) are followed at all times. All test booklets, both used and unused, are considered secure materials at all times. ODE's Standards for the Ethical Use of Tests are included in the *Directions for Administration* and can also be found on the Internet; log on to education.ohio.gov and search keywords: *Ohio Administrative Code*.
- Distribute test results to the STCs.

Specific responsibilities for distributing the test materials to the schools include the following:

- Take inventory of the number of school boxes received.
- Take inventory of the district's overage shipment. The DTC will use these overage materials to supplement a school's shipment of test materials if necessary. For example, a school might have an increase in enrollment in grade 3, the STC could find a shortage in the school's shipment, or a test booklet could be defective or damaged. It is the DTC's responsibility to ensure that all schools have enough test materials to test every eligible student. Within a district, extra test booklets and answer documents at one building may be distributed to another building that does not have enough test materials. The DTC is responsible for all unreturned materials that were switched between buildings.
- Securely store materials until they can be distributed to the STCs.
- Supply materials, including overage, to schools as needed.
- Order additional materials from the **TIDE** Web site, if necessary.

Testing Schedule and Time Allotments

The Spring 2010 administration of the Grades 3–8 Ohio Achievement Assessments will take place from **April 19 through May 7, 2010**, to include make-up testing. Districts may set their own schedules for administering the tests during that time, as long as each test is completed within one school day. STCs will coordinate make-up testing schedules.

Districts may **choose** to begin the initial administration on any day within the first two weeks. Initial administration is when the entire grade level is tested. Make-up testing is done the third week and may also be done on days in between testing. The tests may be administered on non-consecutive days. Testing materials will arrive in districts on or about April 5, 2010. This will allow districts two weeks to distribute materials to buildings if the district has decided to begin testing on April 19.

While districts will have choices in the Spring 2010 administration, there are conditions that **must** be followed:

- The starting date for each grade-level test administration **must** be the same districtwide;
- All schools within a district **must** test the **same grade-level content area** on the **same day**;

- The testing sequence **must** be reading, mathematics, and science;
- Any make-up tests given during the week of May 3 **must** be returned by Friday, May 7;
- All materials **must** be returned by the Friday of the week after all the tests are initially administered **but no later than Friday, April 30** (subject to the “rolling pickup” provision below). The return schedule for the initial test administration, excluding make-up testing, is based on K–12 school enrollment as follows:
 - Less than 2,500 students, no later than Friday, April 30
 - Between 2,500 and 7,000 students, no later than Monday, May 3
 - More than 7,000 students, no later than Tuesday, May 4

To ensure that all students have sufficient time to complete the test, the time allotment for each achievement assessment is 2½ hours, excluding breaks. Please note that IEP and LEP students may have extended time although the test must be completed in one school day. More detailed information about testing students with accommodations or special versions of the test is contained in Appendix B.

Test Security

Maintaining test security is one of the most important responsibilities of the DTC. At all times, the district’s and the state’s written procedures for protecting secure test materials should be followed.

- DTCs are responsible for ensuring the security of all test materials while they are in their possession.
- DTCs are also responsible for instructing the STCs to act in accordance with all security requirements while they are in possession of test materials.
- DTCs are responsible for training the STCs in proper test administration procedures and the correct procedures for test preparation. In turn, the STCs are responsible for training all Test Administrators (TAs) and monitors.

The secure test materials consist of the following:

Scorable
<ul style="list-style-type: none"> • Test booklets (grades 3 and 4) with test questions, student information and student responses • Answer documents (grades 5–8) with student information and student responses
Nonscorable
<ul style="list-style-type: none"> • Unused test booklets for grades 3 and 4 • All test booklets for grades 5–8 • All unused answer documents for grades 5–8 • Braille Test Booklets • All Large-Print Test Booklets (with or without student responses) • Foreign-Language CD Materials • English Audio CD Materials • Language Translation Materials • All cassette tapes (with or without student responses) • Language scripts • All Bilingual Test Booklets (with or without student responses) • Grade 8 Mathematics Reference Sheets containing student-written calculations

It is illegal and unethical to reproduce or disclose any of these materials or cause them to be reproduced or disclosed in any format. Test security is vital for the administration of the Ohio Achievement Assessments. The DTC is responsible for ensuring the security of not only the physical test booklets and CDs but also the content of individual test questions and other materials. The DTC's responsibility for maintaining the security of the test booklets, answer documents, Audio CDs, and other secure materials continues even after the test booklets and answer documents have been returned to Pearson.

Under Ohio law, releasing any test questions or other contents of a test to students or helping students cheat in any other way may be punishable by invalidation of test scores, termination of employment, suspension of certificates to teach, and/or prosecution. Violations of test security provisions in the district's written procedures may be punishable by penalties specified by the district. To review the Ohio Administrative Code and the Assessment Program Rules Book on the Internet, log on to education.ohio.gov, and search keywords: *Ohio Administrative Code* and *Testing Rules Book*. A summary of test security provisions from the Ohio Administrative Code appears in Appendix D.

All electronic devices (cell phone, iPod, etc.) must be collected from students prior to the test administration. Students **must** be told that electronic devices are prohibited during the test administration. Use of an electronic device during a test administration is a security violation.

The following are **security violations** (this is not an exhaustive list).

Before or during an administration:

- Reviewing the test before the administration and creating a study guide or in some way releasing the test questions to the students;
- Describing the test questions in a letter, discussing the test questions or photocopying the test questions prior to the public release of test questions when they are posted on the ODE Web site;
- Standing by the student's desk and indicating in some manner that the student's answer is incorrect, blank or deficient in some manner.

After the administration:

- Discussing test questions with colleagues or students after the test has been administered but before the test is released to the public, which may affect students who were absent or allow students to change answers on a test in the same booklet;
- Describing the test questions in a letter, discussing the test questions or photocopying the test questions prior to the public release of test questions when they are posted on the ODE Web site;
- Altering a student's response after the student has turned in the test booklet or answer document.

At any point, DTCs who believe that a violation of test security has occurred must follow the procedures established by their school district for handling alleged test security violations.

The secure test materials must be protected from loss, theft and reproduction in any medium. Unique identification numbers are encoded on all secure materials. These numbers are used to track secure materials and to verify that they have been returned to Pearson after testing. The tracking system identifies which test materials are shipped to which district and school. After each test administration, Pearson generates a security report that lists any nonreturned secure test materials. A follow-up is done for these materials, and the results of the security report are shared with ODE. If any secure materials shipped to a district are determined to be missing when the materials are returned to Pearson, ODE will require the DTC to account for them.

Documenting Discrepancies of Secure Materials

The Material Resolution Form (see sample in Appendix A) should be used to report any discrepancies with secure materials. These discrepancies include:

- Discrepancies between the beginning and ending sequence numbers of the test booklets received and the corresponding sequence numbers printed on the District Overage Security Checklist (see sample in Appendix A);
- Discrepancies discovered when the test booklets are received by the STC;
- Discrepancies discovered when the shrink wrap containing tests is broken prior to testing day.

The DTC will complete the Material Resolution Form for all test booklets distributed to the district and its schools. The form is included in the shipment of the district's overage materials. The DTC should return a copy of this form to Pearson only if there are discrepancies. The STCs will be instructed to call the DTC to report any discrepancies in their shipments. Instructions for completing this form follow:

- Note any school or district overage discrepancies in the appropriate column on the Material Resolution Form.
- Count the number of test booklets received, and check the beginning and ending sequence numbers of the test booklets in the district's shipment against the test booklet numbers on the District Overage Security Checklist. Note any discrepancies in the column labeled Phase I on the Material Resolution Form.
- Report school shipment discrepancies in the Phase II column. The STCs will take inventory of their own shipments and will report any discrepancies to the DTC.
- After testing, make two copies of the Material Resolution Form. Return one copy to ODE at the address on the inside front cover of this manual. Return the other copy to Pearson with the nonscorable test materials. DTCs should keep the original for their records for at least two months after the administration. If there are no discrepancies, **do not** return the Material Resolution Form.

Districts may use whatever method they choose to keep track of the test booklets. An optional form — the District Overage Security Checklist — is provided in the district's overage shipment. It is available to help the DTC monitor the test booklets from the district's overage shipment that is provided to schools. The form lists the security number of each test booklet sent in the district's overage shipment. The form does not need to be returned to Pearson.

A School Security Checklist is included in each school's test shipment so that the STCs can monitor the test booklets and answer documents received for their schools. It lists all secure materials assigned to a given school. The DTC can require the STCs to complete the forms and give the DTC a copy. This is an optional form for district use only. This form should not be returned to Pearson.

Accelerated Testing

Students who are placed in a higher grade may be administered tests in the subjects in which they are receiving accelerated instruction. Ohio Revised Code charges all districts with the adoption of a district student acceleration policy. Testing rules for students subject to district student accelerated policies may be found at education.ohio.gov; search keywords: *Testing Rules for Subject-Accelerated Students*. These rules provide guidance about required or optional accelerated testing during the initial and subsequent years of accelerated instruction.

Because subject-accelerated students are being administered Ohio Achievement Assessments in multiple grade levels, it is essential that they are identified as accelerated testers. Failure to identify accelerated testers **will** delay the delivery of score reports. For each subject in which a student is an accelerated tester, the DTC or STC must indicate that the student is an accelerated tester and provide the accelerated grade level. DTCs must identify accelerated testers using one of the following three methods:

- Provide the accelerated testing indicator and grade level for each subject in the Pre-ID file submission. The provided Pre-ID labels will contain the accelerated testing information and should be used.
- Enter the accelerated testing indicator and grade level within Box R on the demographic page.
- Enter the accelerated testing indicator and grade level within the Record Change module of **TIDE**.

For whole-grade accelerated students, nothing is to be marked on the test booklet or answer document, Pre-ID file, or TIDE Record Change module. This student should take the enrolled grade-level test.

For questions regarding the test administration procedures for accelerated testers, please contact the Office of Assessment at (614) 466-0223.

Ordering Additional Materials

If schools need additional test materials, it is the DTC's responsibility to request them. Any increase of materials ordered will have to be approved by ODE. Please allow time for this procedure.

If additional materials are required, districts will log in to **TIDE** (www.oh tide.org) and order materials via the Additional Orders tab. Districts may check the status of an order periodically to monitor when the request has been approved by ODE. Districts that require assistance with an additional materials order may contact AIR at (888) 944-5001 or e-mail ohhelpdesk@air.org.

Basic Guidelines for Test Administration

Consider the items below when scheduling and administering the Ohio Achievement Assessments:

- Students are allowed a maximum of 2½ hours to take each test during the April 19 through May 7 testing period.
- The Grade 3 Mathematics Achievement Assessment requires students to use a ruler. Rulers are not included in the district's shipment.
- The Grade 5 Mathematics Achievement Assessment requires students to use a protractor. Protractors are not included in the district's shipment.
- Students may use calculators on the Grades 6–8 Mathematics Achievement Assessments. Calculators are not included in the district shipment. Schools must ensure that each student uses only the appropriate type of calculator. Criteria for acceptable calculators can be found in the *School Test Coordinator's Manual* on pages 19 and 20.
- The grade 8 test booklet contains a Mathematics Reference Sheet for use on the Grade 8 Mathematics Achievement Assessment. The Mathematics Reference Sheet is located before the mathematics test and is perforated for easy removal.
- Students who have been identified as Limited English Proficient (LEP) may be allowed extended time (although the test must be completed in one school day) and the use of a dictionary, but not computer dictionaries.
- Students may require accommodations in test administration procedures if these accommodations are consistent with what is regularly provided to the students for testing in the classroom and are specified in an Individualized Education Program (IEP) or 504 Plan.

Note: Students who take a test with procedural accommodations or use a special version (e.g., a Braille, Large-Print or Bilingual Test Booklet or a Language Translation) must have their responses and demographic information transcribed verbatim into a **Form SV** test booklet (grades 3 and 4) or answer document (grades 5–8) to be scored. Always have a witness present when transferring the responses to the second test booklet or answer document. The Form SV test booklet or answer document must be returned to Pearson with the scorable materials. The students' original test booklets or answer documents (marked with a large "X" and the words "Do Not Score" across the front and back covers) must be returned to the DTC with the nonscorable secure materials. Any scorable materials not marked "Do Not Score" but returned with nonscorable materials will be processed in the late batch. Separate sheets added to the test booklet or answer document will **not** be scored. If additional sheets are used, they are secure materials and must be returned with the nonscorable materials.

Before Testing

Establishing a Testing Schedule

Administration of the Grades 3–8 Ohio Achievement Assessments must take place during the **April 19 through May 7, 2010**, testing window. The testing window is a three-week period. The first two weeks are for the initial test administration, during which the entire grade level in a district tests on the same subject on the same day. The third week is for make-up testing. Make-up testing may also be done on days in between testing. Any make-up test given the week of May 3 **must** be returned by Friday, May 7.

Receiving, Checking In and Distributing Test Materials

The test materials are packaged by school and will arrive in the district office about two weeks before testing. The district will also receive a shipment of district overage test materials, which will be used to supplement materials at the schools, if needed. When the shipment arrives, count the number of boxes received and verify that the total number of boxes matches the number of boxes listed on the packing lists. If there is a discrepancy, notify Pearson immediately.

DO NOT OPEN THE SCHOOL BOXES. The STCs will verify the contents of the schools' shipments. Do not open or take inventory of any school's shipment even though there is a copy of the Packing List for each school in the district. The Packing List should be used to answer questions that the STCs have about their shipments.

Schools that ordered special versions or accommodations of the test (Read Aloud, Braille, Large-Print, Bilingual, English Audio CD, Foreign-Language CD, Language Translation) will receive these materials in their shipment in boxes marked with a bright "Special Versions" label. These boxes should be distributed to schools immediately upon arrival in the district.

Test booklets are sent to schools in shrink-wrapped spiraled packages. Shrink-wrapped spiraled packages should not be opened until the day of administration, and test booklets **must not** be taken from these spiraled packets to use with special versions.

Taking Inventory of the District's Overage Shipment

Upon receipt of the district's overage shipment, open it and take inventory of the contents as follows:

- On the Packing List, place a check mark next to each item to verify the correct quantity of each item listed.
- Overage test booklets are shrink-wrapped in sets of five. Take inventory of the test booklets by checking that the range of security numbers on the District Overage Security Checklist matches the security numbers of the booklets received. **Do not open the shrink-wrapped packages.** Instead, check the security numbers of the first and last booklets, which are clearly visible through the shrink-wrapped packages, and then count the spines of the booklets to verify that each package contains the correct number.

- If there is a discrepancy or if any materials are missing from the district shipment, notify Pearson **immediately**.
- Complete the Material Resolution Form Phase I column when receiving the materials and the Phase II column when distributing the materials to schools. Note on the form any missing or duplicate sequence numbers. Information on completing the form and a sample form are in Appendix A. If there are no discrepancies, **do not** return the Material Resolution Form.
- **Only the DTC may perform this procedure.** It may be necessary to break packages of shrink-wrapped test booklets or answer documents before the first day of testing to meet a building's needs. Place the booklets in a large envelope, write the serial number range of the enclosed test booklets on the envelope, **seal it**, record the range of serial numbers assigned to the building, and have the envelope delivered to the building. **The STC or TA may not open the envelope(s) until the first day of testing.** Security must be maintained, and test contents may **not** be shared.
- Retain the District Packing List, the Material Resolution Form and the District Overage Security Checklist if any of these materials have been used to track materials sent to schools. This information will be necessary when materials are packaged and returned after testing.

Place the district's overage materials and all school test materials (including the sealed envelopes) in locked storage until they can be distributed to the schools.

Pre-ID and Generic Labels

Every school will receive identification labels. These labels will either be a combination of Generic and Pre-ID labels if a Pre-ID file was submitted or if students were added during a Record Change window, or they will be only Generic labels if no Pre-ID file was submitted. If the school receives Pre-ID labels, the Generic labels can be found at the end of the Pre-ID labels. The Generic labels have a space to write the student's name and can be used for any student who did not receive a Pre-ID label.

If the Generic labels are used, it is imperative that schools record the student's name with the appropriate label number on the Generic Tracking Roster provided with the Pre-ID labels. Student demographic information must be entered through the AIR Record Change System in TIDE (www.oh tide.org). The Pre-Processing Record Change window for updating student demographic information in the Pre-ID file is April 12–May 14, 2010.

If DTCs wish to take advantage of this service, they will need to notify the STCs to follow the instructions in the *STC Manual*:

- After testing, place the Generic label on scorable documents for which a Pre-ID label is not available.
- Using a No. 2 pencil, write the student's name in the write-in space on the Generic label.
- Record the student's name with the appropriate label number on the Generic Tracking Roster provided with the Pre-ID labels.
- Make a photocopy of the Generic Tracking Roster and provide it to the DTC when returning scorable materials.
- If the STC uses a Generic label, it is not necessary to grid the student's demographic information. The demographic information must be forwarded to the DTC, who will enter the student's demographic information through the Record Change System.

If districts choose not to use the Generic labels, notify STCs to discard the Generic labels and instead hand-grid student demographic data on the test booklets (grades 3 and 4) or answer documents (grades 5–8).

Entry of Data into Record Change System

Most student demographic data provided on a Pre-ID file can be entered and edited in the online Record Change System. These data include:

- Student Demographic Data (Student Name, Grade, Date of Birth, Gender, Ethnicity, etc.);
- Classroom fields required for classroom reporting;
- Reassignment of students to other schools within the district (by updating the building IRN code).

Note: If districts choose not to use Generic labels for students without Pre-ID labels, they will have a final opportunity to update student demographic data, including classroom information, in the final Pre-Reporting Record Change window (**May 27 and 28, 2010**).

For questions about the use of Generic labels or the Record Change System, contact AIR at (888) 944-5001 or e-mail ohhelpdesk@air.org.

Training School Test Coordinators

Distribute school test materials at least one week before the test administration date to give the STCs time to train the TAs.

A primary responsibility of the DTC is to ensure that the STCs — who will train the TAs — have been trained in security, test administration and materials-handling procedures.

In order to train the STCs, do the following:

- Before training the STCs, become familiar with the testing schedule and procedures described in the *School Test Coordinator's Manual* and the *Directions for Administration (DFA)* for the achievement assessments. Also become familiar with the Ohio Achievement Assessment materials and the testing Rules Book.
- Conduct training sessions for all STCs in the district. Review the instructions contained in the DFA. Discuss the test security requirements, the forms for keeping track of test materials and the procedures for returning test materials (scorable and nonscorable) after testing. Discuss the schedules for testing and for returning test materials.
- Discuss the method for collecting testing group number information with the STCs. Determine whether this information will be retained by the school or district.
- Remind the STCs that all unused test booklets, along with all special versions of the tests (including Audio CDs), are secure and must be returned after testing.
- Advise the STCs to keep all boxes in which the test materials were delivered. They will use these boxes to return the test materials (scorable and nonscorable) and the unused materials to the district office when testing is complete. If these boxes have been damaged, instruct the STCs to use sturdy replacement boxes or to ask their DTCs to use the **TIDE** Web site to order additional boxes.
- Remind STCs to use the correct **color labels** to return scorable and nonscorable tests and test materials. An incorrect label will send scorable tests to the nonscorable site and into the late batch. This will affect the receipt of results.

Distributing Test Materials to School Test Coordinators

The test materials for all schools will be delivered to the district at the same time. The school boxes contain test booklets, answer documents, administration manuals, Pre-ID labels, precoded School/Class Header Sheets, and other materials necessary for testing.

When the shipment of materials arrives, sort the boxes by school to determine that at least one box has been received for each school. If at least one box is designated for each school, proceed with distributing the materials to the schools.

As soon as possible after distributing the materials to the schools, call all STCs and ask them to confirm that they have the quantity of materials they require for testing.

If any STC needs extra materials, supply them from the district's overage shipment. Remember to note on the District Overage Security Checklist the serial numbers of any test booklets sent to an STC.

Ensure that each STC verifies the contents of his or her shipment against the Packing List immediately on receiving the shipment and reports any discrepancies or shortages immediately.

If additional materials are needed beyond those in the district's or school's overage shipment, complete an additional order through www.ohtide.org. The DTC must make all requests for extra materials. The STCs may not contact AIR directly. Be sure to allow sufficient time for Pearson to ship the materials before testing begins.

On Test Day

- Remind the STCs **not to open shrink-wrapped packages until test day** and to keep all test materials in a secure location when they are not being used for testing. No unauthorized person may have access to the test materials. Advise school personnel about appropriate security of test materials while they are in the school.
- Check that the STCs have all the materials they need and that they are following all test security and materials-handling procedures.
- Be available on test day to answer questions that arise during testing.
- Remind STCs and TAs not to take tests from spiraled packets for use with special versions. **Form SV** is to be used with all special versions and read-aloud accommodations.
- Remind STCs and TAs to complete the Test Administrator Comment Form, which is found at www.ohiodocs.org.

After Testing

- STCs will return scorable student test booklets and answer documents directly to the DTC. In addition, all nonscorable secure materials will be returned to the DTC, including unused test booklets and all special versions of the test.
- Receive scorable and nonscorable test booklets from schools for return to Pearson.
- Enter the Generic information (if used) into the **TIDE** Record Change System.
- Return all scorable test booklets and answer documents to Pearson on the pre-arranged pickup date, no later than **May 7, 2010** ("Early Return" schools' materials no later than **April 30, 2010**). For complete instructions, see pages 16 and 17.
- Return the district's overage and nonscorable materials to Pearson after testing has ended and no later than **May 10, 2010**.

- Complete and return the Material Resolution Form to Pearson. It is not necessary to use this form if there are no discrepancies.
- Complete the Test Administrator Comment Form, which is found at www.ohiodocs.org. Do **not** send a paper form. These are no longer collected. Complete a comment form only if there are comments.

Students Who Become Sick

A student who becomes ill and vomits on her or his test booklet or answer document and is able to continue the test should be given a new test booklet or answer document so that she or he can continue. Later, the student's responses and demographic information must be transcribed into the new test booklet or answer document, which will be the copy of the test to be scored. The soiled test booklet or answer document should be placed in a zip-lock bag with the barcode written on the zip-lock bag and returned to the DTC with the unused materials. STCs have been advised to contact the DTC about this situation so the DTC can document the test booklet barcode on the Material Resolution Form.

A student who becomes ill and vomits on her or his test booklet or answer document and is not able to continue the test should not be given a new test booklet or answer document. The TA should note the time elapsed, put the soiled test booklet or answer document in a zip-lock bag with the barcode written on the zip-lock bag, seal the bag, and return it to the DTC. The district will decide whether the student will continue the test when she or he returns to school. If the student continues the test, the student must resume the test at the place where she or he stopped. The time must be determined from the total 2½ hours. The completed responses must be transcribed from the soiled test booklet or answer document into the new one. Always have a witness present when transcribing responses to the second test booklet or answer document.

Invalidating Scores

Invalidations **must** be submitted for the Spring 2010 administration **online** through **TIDE** during the **two-day period of May 27 and 28**. (Instructions for invalidating student scores in the Pre-Reporting Record Change System will be included in the **TIDE** user's guide available for download.)

The following examples reflect some, but not all, possible reasons to invalidate a test:

- Test security is compromised by an administrator.
- The student is discovered cheating (must be invalidated).
- The student started but did not complete the test because of illness (district's choice to invalidate or have the student complete the test). The student may complete the test when he or she returns to school, if within the test window.
- An accommodation is given that was not noted on the IEP or 504 Plan prior to the test administration.

If the student's score is invalidated, the STC should package and return the student's test booklet or answer document along with the other scorable materials, following regular packaging directions in the *School Test Coordinator's Manual*. This does not include the test booklets or answer documents of students who vomited on them. (See directions above for returning these test booklets or answer documents.)

Note: After districts receive the test results, AIR will not invalidate test results. At that time, invalidations must be submitted through EMIS.

“Do Not Score” Test Booklets or Answer Documents

A very small number of test booklets or answer documents containing student responses should be designated as “Do Not Score.” The following examples reflect some, but not all, possible reasons to not score a test:

- Student responses have been transcribed into another document that will be scored. Students who write responses in a language other than English have their responses translated and transcribed into a second test booklet or answer document. The original test booklet or answer document, containing responses in a language other than English, will not be scored.
- The test booklet or answer document is found to be defective.
- Inappropriate marks have been made by the student on the test booklet or answer document.

To ensure that a test booklet or answer document is not scored, mark a large “X” and the words “DO NOT SCORE” across the front and back covers. The STC should package and return the student’s “DO NOT SCORE” test booklet or answer document, along with the other **nonscorable** materials, following regular packaging directions in the *School Test Coordinator’s Manual*. Any scorable materials not marked “Do Not Score” and returned with nonscorable materials will be processed in the late batch.

Packaging and Returning Scorable Materials

After testing, it is each STC’s responsibility to collect, inventory and pack all test materials (both scorable and nonscorable) for his or her school. The STCs are to return all test materials (scorable and nonscorable) to the DTC. It is **very important** that schools follow the return procedures outlined in the *School Test Coordinator’s Manual* so that test booklets or answer documents can be received and scored expeditiously. Any scorable materials in the district’s shipment of nonscorable materials will be reported later than the date when the regular reports are due in the district. Assist the STCs as necessary.

Be sure that schools promptly return all test materials after testing:

- For “early return” schools, scorable materials are to be picked up **at the designated address on April 30, 2010**. (To meet this pickup date, it is recommended, but not required, that DTCs collect “Early Return” materials from STCs on April 29, 2010.)
- For “regular return” schools, scorable materials are to be picked up **at the designated address** on the pre-arranged pickup date between **April 30 and May 4, 2010**. (To meet this pickup date, it is recommended, but not required, that DTCs collect “Regular Return” materials from STCs on April 29, 2010.)
- **Please retain a copy of all tracking numbers.**

Receive the scorable materials from the STCs after testing:

- Count the boxes from each school. The STCs are instructed to number the boxes (e.g., Box 1 of 3, Box 2 of 3, Box 3 of 3) when returning them to the district office. If boxes are missing, contact the responsible STC immediately.
- Confirm that each box has a yellow (Regular Return) or magenta (Early Return) Pearson return label affixed.
- Unless the district is assigned a motor freight carrier, confirm that each box has a carrier label attached.
- Confirm that each box is sealed securely with packaging tape.

- Confirm that the correct color label was used for scorable and nonscorable boxes. Use of the incorrect label will send scorable tests to the wrong site, and it will place scorable tests in the late batch. The **green** labels must be used for nonscorable materials.

Prepare for pickup of materials:

- Boxes must be ready for pickup when the carrier arrives.** Please make sure that a district staff member is available for the prearranged pickup between 8:00 a.m. and 4:00 p.m. on April 30.
- If make-up testing has not taken place before the prearranged pickup or if the scorable materials pickup must be rescheduled, please refer to the instructions on pages 24 and 25 for procedures to arrange or reschedule a pickup.

Note: If DTCs prefer to receive and label their schools' scorable materials boxes, they can request a copy of the yellow and/or magenta labels by calling Pearson by Monday, April 19. Please note this is an optional, non-standard procedure that is not documented in the *STC Manual*. STCs have received yellow/magenta labels as part of their initial shipment. For this non-standard procedure, it will be the DTC's responsibility to work with the STCs to ensure that boxes are returned to Pearson sorted, numbered and labeled correctly.

Packaging and Returning Nonscorable Materials

Be sure that schools promptly return nonscorable materials after testing.

- The STCs must return *nonscorable* materials to the DTC no later than **May 7, 2010**.
- The DTC must return the *nonscorable* secure materials to Pearson no later than **May 10, 2010**.

Receive the nonscorable materials from the STCs after testing:

- Count the boxes from each school. If boxes are missing, contact the responsible STC immediately.
- If there are discrepancies, complete, sign and date the Material Resolution Form and make two copies. Return one copy to ODE at the address on the inside front cover of this manual, return the other copy to Pearson in the district shipment, and keep the original for your records.
- Use the original shipping boxes, locate sturdy boxes, or order additional boxes from the **TIDE** Web site to return the test materials. Remove any previous labels or markings from the boxes. If returning materials in a box that Pearson has not provided, please use an ECT 44 (275 lb) rated box. Do not overfill the box. Be sure to use filler if the materials do not completely fill the box. Do not use unused secure materials as filler.
- Take inventory of and package the district's overage shipment. If there are discrepancies, place a copy of the Material Resolution Form on top. Add crumpled newspaper or packaging material so that the contents do not shift in transit.
- Seal the boxes securely with packaging tape. Apply a GREEN barcode label (from the District Test Coordinator's Materials) on top of each box being returned. Apply these labels in addition to any FedEx Ground labels you may have received or other shipping labels so that Pearson can ascertain quickly that it has received materials from your district after testing. A sample of the label is shown on page 19.
- Count the number of boxes being returned. On the label, in the space marked Box ___ of ___, fill in the sequence of boxes (e.g., Box 1 of 5, Box 2 of 5, Box 3 of 5). Do not write anything else on the return shipping labels.

Do not destroy any secure test materials. All secure test materials MUST be returned to Pearson.

If FedEx nonscorable return materials were received:

- Locate the green envelope labeled "Nonscorable Return Materials," and remove the FedEx Ground labels (see sample label in Appendix A).
- Place a FedEx label and green Pearson return label on each box. On the label, indicate Box 1 of 5, Box 2 of 5, and so on. Do not write anything else on the label.

To schedule a nonscorable pickup at the district office, please follow the procedures below:

- For a Ground Pickup:

Call 1-800-GO-FEDEX (463-3339)

Press "9"

- a) Request a Ground Pickup.
- b) Provide Pearson's account number, which is located at the bottom of the FedEx label.
- c) Provide address for pickup.
- d) A confirmation number for pickup will be given with the date of pickup.

- Be sure that a district staff member is available from 8:00 a.m. to 4:00 p.m. on the pickup date. Please plan to return the nonscorable materials to Pearson no later than May 10.


After returning the nonscorable test materials, destroy any extra FedEx labels. They cannot be used for any other shipments.

If a Motor Freight Bill of Lading was received:

- One business day before planning to ship the unused materials, contact the assigned shipping carrier to schedule the pickup. A DTC may schedule the pickup online through the carrier's Web site or by calling the toll free number, which can be found on the Bill of Lading (see sample Bill of Lading in Appendix A).
- Make sure that someone from the district office will be available between 8:00 a.m. and 5:00 p.m. on the pickup date. The driver will sign the Bill of Lading, and the DTC will receive a copy for his or her records.

Please plan to return all nonscorable secure materials to Pearson no later than **May 10**. No scorable documents are to be returned in this shipment. Any scorable materials in the district's shipment of nonscorable materials will be reported later than the date the regular reports are due in district.

Sample Nonscorable Return Shipping Label (Green)

DISTRICT NAME _____	DIST IRN _____
1234 GREEN STREET ANYPLACE, OH 12345	
BOX _____ OF _____	
OH GR 3-8 UNUSED Spring 2010	
Pearson 7405 Irish Drive SW Cedar Rapids IA 52404	
	
418-957-002 0005380344 SEC	

APPENDIX A

FORMS AND LABELS

Sample Testing Group Roster

Sample Material Resolution Form

Sample District Overage Security Checklist

Instructions for Returning Scorable Materials for Districts Assigned FedEx

Sample FedEx Label

Instructions for Returning Scorable Materials for Districts Assigned a Dedicated Freight Carrier

Sample Bill of Lading

Instructions for Returning Nonscorable Materials

Sample (Ground) Bill/Label

Testing Group Roster

Testing Group Roster OAA Spring 2010



AMERICAN INSTITUTES FOR RESEARCH®

District Name: _____
 District IRN: _____
 School Name: _____
 School IRN: _____

SAMPLE

Testing Group Number*	Test Location	Subject	Date and Time Test Administered	Comments
001				
002				
003				
004				
005				
006				
007				
008				
009				
010				

*Test groups will not be used to compile score report data.

Districts should retain this list. Do not return it with the test materials.

Optional Use. Districts may create their own form to record the testing group numbers.

SAMPLE

OHIO GRADES 3-8 ACHIEVEMENT ASSESSMENTS: SPRING 2010
MATERIAL RESOLUTION FORM

12345 SAMPLE SCHOOL DISTRICT DISTRICT TEST COORDINATOR 456 SOMEPLACE STREET ANYWHERE, OH 44444	PHASE I Note any discrepancies between the contents of the shipment and the Packing List	PHASE II As packets are opened for distribution, note any duplicate or missing numbers		COMMENTS
		DUPLICATE	MISSING	
GRADE 03 DISTRICT OVERAGE				<input type="checkbox"/> Check if there were no discrepancies
000001 SCHOOL BUILDING 1				<input type="checkbox"/> Check if there were no discrepancies
000002 SCHOOL BUILDING 2				<input type="checkbox"/> Check if there were no discrepancies
000003 SCHOOL BUILDING 3				<input type="checkbox"/> Check if there were no discrepancies
<p>As District Test Coordinator for the Ohio Grades 3-8 Achievement Assessments program, I attest that the information given on this (these) form(s) is accurate and accounts for all secure test booklets sent to my district.</p> <p>_____</p> <p>District Test Coordinator Signature District IRN Date</p>				

Material Resolution Form

It is not necessary to use this form if there are no discrepancies. Use this form to record any discrepancies between the test booklet sequence numbers and the numbers on the District Overage Security Checklist.

When the district overage shipment arrives, count the number of test booklets received, and check the beginning and ending sequence numbers of the test booklets in the district shipment against the test booklet numbers on the District Overage Security Checklist. Note any discrepancies in the column labeled Phase I. The STCs will take inventory of their own shipments and will report any discrepancies to their DTCs. Report those school shipment discrepancies in the Phase II column.

After testing (if there are discrepancies), return a copy to Pearson with the nonscorable test materials. Keep the original for at least two months after the administration.



Grades 3–8 Achievement Assessments

Spring 2010

DISTRICT OVERAGE SECURITY CHECKLIST

OPTIONAL USE

Deliver To: 044444011111
DISTRICT NAME

Ship To: 044444011111
DTC NAME
DISTRICT NAME
DISTRICT ADDRESS
CITY, OH 07649

The following list contains the security numbers of all secure test booklets that are in your district overage shipment. We have provided this form to help you record where you have assigned test booklets from your district shipment and to account for secure materials not returned. The use of this form is OPTIONAL.

NOTE: **Unused** Grade 5–8 Answer Documents are no longer secure and do not need to be tracked or returned.

BEFORE THE ASSESSMENT

Write the name of the school in the "Assigned To" column where test booklets were distributed. If you did not distribute any overage to schools, write "Not Distributed."

AFTER THE ASSESSMENT

Write the date when the test booklets were returned in the "Returned by District" column. Provide an explanation for any secure materials not included in the return shipment. If you require additional space for your explanation, write on the back of the form.



We recommend you keep this form for your records for a minimum of two months after receipt of your score reports since you are accountable for any secure materials that are missing after the security numbers have been electronically verified at Pearson. You will need to refer to it if an investigation of missing materials is required. DO NOT return this form with your test materials.

Overage for TEST BOOKLET, GR 5 READING/MATH – SECURE PK-5

Security Number(s)	Assigned To	Returned by District	Reason booklet is not being returned	Comments
003838001				
003838002				
003838003				
003838004				
003838005				
003838006				
003838007				
003838008				
003838009				


Instructions for Returning Scorable Materials for Districts Assigned FedEx

- Carrier return labels are contained in the **School** Test Coordinator Kit.
- STCs will apply carrier return labels (along with the yellow/magenta labels) to each box before delivering scorable materials to DTCs.
- “Early Return” schools (those with magenta labels) will have a label for Saturday delivery to Pearson. This label may be different from those received by regular return schools. It is important that all early return schools use the Saturday return labels and FedEx “Saturday Delivery” stickers provided in the STC Kit.
- DTCs will confirm that all labels have been applied correctly before the scheduled pickup.
- Please retain a copy of all tracking numbers.** Each box returned to Pearson will have a unique tracking number, which may be accessed via a **TIDE** Web site link.



Carrier	Applying FedEx Label	Sample Label	To confirm or reschedule pickup, DTCs contact:
FedEx (EarlyReturn) (Magenta)	STC affixes 1 FedEx “ Saturday Express Label” (from STC Kit) to each box	 <p>Peel off tracking number and retain for your information</p>	<p>1-800-GO-FEDEX (1-800-463-3339)</p> <p>Press “9” and request a Saturday Express pickup</p> <p>Provide Acct# from the bottom of label</p>
FedEx (RegularReturn) (Yellow)	STC affixes 1 FedEx Label (from STC Kit) to each box	 <p>Peel off tracking number and retain for your information</p>	<p>1-800-GO-FEDEX (1-800-463-3339)</p> <p>Press “9” and request a Ground pickup</p> <p>Provide Acct# from the bottom of label</p>

Instructions for Returning Scorable Materials for Districts Assigned a Dedicated Freight Carrier (e.g., K2 Logistics)

- The Motor Freight bills of lading are contained in the **District** Test Coordinator Kit. There will be one copy for the scheduled pickup and one copy for a make-up shipment. A third copy will be provided for Early Return materials, if applicable.
- STCs need only apply the colored (yellow/magenta) return labels before delivering scorable materials to DTCs. (There will be no airbills/labels in the STC Kits.)
- DTCs will provide the Motor Freight bill of lading to the carrier during their prearranged pickup.

Carrier	Applying Bill of Lading Label	Sample Label or Bill of Lading	To confirm or reschedule pickup, DTCs contact:
K2	<p>DTC receives only Bill of Lading for:</p> <ul style="list-style-type: none"> • Early Return Shipment, if applicable • Regular Return Shipment • Make-up returns • Nonscorable materials (see page 26) 		<p>1-888-886-0780 or www.k2assessments.com or k2assessments@k2logistics.com</p>

Instructions for Returning Nonscorable Materials

Carrier	Applying the (Ground) Bill/Label from the DTC Kit	Sample (Ground)Bill/Label (located in STC Kit)	To schedule nonscorable pickup contact:
FedEx	DTC affixes 1 FedEx "Ground Label" to each box		<p>At least one day in advance of desired pickup date call:</p> <p>1-800-GO-FEDEX (1-800-463-3339)</p> <p>Press "9" and request a Ground pickup</p> <p>Provide Acct# from the bottom of label</p>
K2	DTC receives only one Bill of Lading for the nonscorable shipment		<p>At least one day in advance of desired pickup date call/e-mail or request pickup via website:</p> <p>1-888-886-0780 or k2assessments@k2logistics.com or www.k2assessments.com</p>

APPENDIX B

STUDENTS WITH IDENTIFIED DISABILITIES — STUDENTS IDENTIFIED AS LIMITED ENGLISH PROFICIENT

General Information

Definition of a Student With Identified Disabilities (IEP or 504 Plan)

A student with a documented disability is one who has been evaluated and found to meet the eligibility criteria for enrollment in special education as defined by the Individuals with Disabilities Education Act (IDEA '97) or one who has a disability covered under Section 504 of the Rehabilitation Act of 1973.

Definition of a Student Identified as Limited English Proficient (LEP)

To be classified as Limited English Proficient (LEP), a student must:

- be between the ages of 3 and 21;
- be enrolled in an elementary or secondary school;
- be a non-native English speaker, whether born in the United States or another country;
- show impaired classroom performance or ability to meet state standards for achievement on tests because of his or her difficulty speaking, reading, writing, or understanding English.

Please note that a student must be formally identified as LEP before any accommodations or exemptions are allowed. The formal assessment is **not** the Ohio Test of English Language Acquisition (OTELA). All LEP students are allowed the use of a dictionary (but not a computer-based dictionary) and/or may receive extended time to complete the test although the test must be completed in one school day.

Additionally, those LEP students who have been enrolled in a U.S. school for fewer than three years and are at the beginning or intermediate level in reading and writing are eligible to receive one of the following additional accommodations during Spring test administrations:

- English Audio CD Materials — This is a recorded “read-aloud” administration of the test in English.
- Bilingual Test Booklet — This is a test booklet with the text of the test printed in English and Spanish on facing pages.
- Foreign-Language CD Materials — This is a “read-aloud” administration of the test in Japanese, Korean, Ukrainian, Mandarin Chinese, or Spanish.
- Language Translation Materials — An oral interpreter reads the test aloud in the student’s native language.
- Districts may choose to provide a “read aloud” accommodation to eligible students, in which the TA reads the test aloud to a student or a group of students, instead of using an English Audio CD.

Note: Portions of the reading tests cannot be translated. This is to ensure that the tests are an accurate measure of the student’s reading. Specifically, in reading tests, reading passages cannot be translated.

The reading passages, including the word bank on the reading tests, cannot be read aloud in English.

Finally, LEP students who have been enrolled in U.S. schools for the first time on or after the first day of school during the 2009–2010 school year may be exempted from taking the reading test but must take an English language proficiency test (given locally) to measure how well they are learning English. In Ohio, this test is the OTELA. All LEP students must continue taking the OTELA until they demonstrate proficiency in English. LEP students must take the mathematics and science tests. LEP students must take the OAA and OTELA.

Definition of an Accommodation

An accommodation is defined as a change in the testing environment, procedures or presentation that does not alter what the test measures or the comparability of scores. The purpose of accommodations is to enable students to participate in an assessment in a way that allows knowledge and skills, rather than disabilities, to be assessed.

Criteria for the Use of Accommodations

A student may require accommodations in test administration procedures if these accommodations are consistent with what is regularly provided to the student for testing in the classroom and they are specified in the Individualized Education Program (IEP) or 504 Plan. If the person providing the accommodation is also administering the statewide test, that person must be a licensed/certificated employee of the district.

Accommodations should be made to facilitate participation by students with disabilities or limited English proficiency. However, any accommodation that gives a student an advantage is not considered allowable because it does not allow valid assumptions to be made from the results.

Note: In the past, Ohio accepted accommodations that went beyond the criteria for allowable accommodations; these were called “extended” accommodations (or modifications). They are no longer appropriate with the NCLB requirement that accommodations be reasonable so that valid inferences can be made from the results.

Students with disabilities who have an IEP or have been evaluated under Section 504 may be provided accommodations during the administration of statewide tests. The Ohio Administrative Code defines four criteria for allowable accommodations:

- The accommodation must be typically provided to the student in the classroom for classroom and districtwide tests. In addition, the accommodation must be documented in the student’s IEP or 504 Plan.
- The accommodation cannot change the content or structure of the test. For example, the TA may not convert open-ended questions to multiple-choice questions.
- The accommodation cannot change what the test is intended to measure. For example, the TA is not permitted to read the passages from a reading test because this would change the test from a measure of reading skills to a measure of listening skills. The use of assistive technologies (e.g., calculator on the mathematics test, word processor on the writing test) does not change what a test is intended to measure.
- The accommodation cannot change or enhance the student’s response. For example, a scribe may record only the actual response provided by the student. Some students who have more pronounced coordination and fine-motor disabilities are unable to produce written work in the classroom without the assistance of a scribe or certain augmentative communication devices. If such an accommodation is provided in the classroom, the IEP team may determine that the accommodation should be provided to the student at the time of testing. School staff should use caution when providing these accommodations because the potential exists to exceed the criteria for allowable accommodations. That is, the scribe could enhance the student’s response and thereby create an inaccuracy in test results.

The following table lists the special versions of the achievement test forms that are available to the field.

Special Versions and Accommodations Summary

Test Materials	For the student who:	After the administration, the Test Administrator will...
Read Aloud	needs a read-aloud administration in English.	verify that the student has used a Form SV test booklet (grades 3 and 4) or answer document (grades 5–8) to record responses.
English Audio CD	needs a read-aloud administration in English.	verify that the student has used a Form SV test booklet (grades 3 and 4) or answer document (grades 5–8) to record responses.
Large-Print	has difficulty reading text in a standard-sized font and/or needs to highlight text.	transcribe the student's multiple-choice and constructed responses to a Form SV test booklet (grades 3 and 4) or answer document (grades 5–8).
Braille	reads classroom materials in Braille.	transcribe the student's multiple-choice and constructed responses to a Form SV test booklet (grades 3 and 4) or answer document (grades 5–8).
Bilingual Test Booklet Materials	reads classroom materials in Spanish and is an eligible LEP student.	translate and transcribe the student's multiple-choice and constructed responses to a Form SV test booklet (grades 3 and 4) or answer document (grades 5–8).
Foreign-Language CD	needs an oral administration in Japanese, Korean, Ukrainian, Mandarin Chinese, or Spanish and is an eligible LEP student.	verify that the student has used a Form SV test booklet (grades 3 and 4) or answer document (grades 5–8) to record responses.
Language Translation	needs an oral administration in a language not available on CD (see above) and is an eligible LEP student.	ensure that the language translator translated and transcribed the student's constructed responses into a Form SV test booklet (grades 3 and 4) or answer document (grades 5–8). Ensure that the student's responses to multiple-choice items are also in this transcribed test booklet/answer document.*

*Note: For each test, the student's responses to the multiple-choice and constructed-response questions must all appear in the same test booklet (grades 3 and 4) or answer document (grades 5–8), which will be scored. For this reason, it is recommended that the student answer the multiple-choice (MC) questions in one of the two test booklets in the materials and make his or her written responses in the other test booklet. The written responses must then be translated and transcribed into the test booklet or answer document with the MC responses.

APPENDIX C

SUPPLEMENTAL INSTRUCTIONS

Supplemental Instructions for a Read Aloud Accommodation

Supplemental Instructions for an English Audio CD

Supplemental Instructions for Large-Print Test Booklets

Supplemental Instructions for Braille Test Booklets

Supplemental Instructions for Bilingual Test Booklets

Supplemental Instructions for a Foreign-Language CD

Supplemental Instructions for Language Translation Materials

Supplemental Instructions for a Read Aloud Accommodation

A read aloud is an accommodation in which the Test Administrator reads the test aloud to a student or group of students. This version may be administered to any student whose LEP, IEP or 504 Plan specifies an oral reading of a test. This accommodation must be given throughout the year to be allowed on the state assessment.

Materials required for a Read Aloud Accommodation:

- two Form SV test booklets (one for the student to record his or her responses and one for the Test Administrator);
- a scannable answer document (for grades 5–8);
- these supplemental instructions.

Note: Use only the materials provided. Do not use test materials from the district overage or the building test materials. These forms will not be the same because the tests are spiraled. The Form SV test booklet **must** be used with the read aloud accommodation.

Use of the Form SV Test Booklet and Scannable Answer Document

The Test Administrator will read the test aloud as the student listens. The student will record his or her responses in the Form SV test booklet (grades 3 and 4) or the answer document (grades 5–8).

Administering a Read Aloud Accommodation

Only students identified as LEP or having an IEP or 504 Plan may have a read aloud accommodation. The reading passages, which include the word bank, **must not** be read aloud. To do so would invalidate the test. The student must read the reading passages without any assistance. Additional test administration time is not a requirement for this accommodation but may be used as an LEP, IEP or 504 accommodation. Directions may differ slightly from those in the general test booklet. Please follow the supplemental instructions as well as the instructions in the *Directions for Administration*. All student responses must be in **English** to be scored.

After the Test Administration

The sections below must be completed for students using a Pre-ID label or a Generic label:

- Sections N, O and P on the inside back cover of the Form SV test booklet with the student responses for grades 3 and 4;
- Section J on the back cover and sections N, O and P on the inside back cover of the answer document with the student responses for grades 5–8. The form in section J must be marked "SV."

The Form SV test booklet (grades 3 and 4) or the answer document (grades 5–8) into which the student responses were recorded must be returned to the STC with the other scorable test materials.

Note: Pages or separate sheets added to the test booklet will NOT be scored.

Return the test used by the Test Administrator and any extra test materials to the STC with the rest of the school's **nonscorable** materials.

Supplemental Instructions for an English Audio CD

The English Audio CD provides a recorded read-aloud administration of the test. A read aloud is an accommodation in which the test is read aloud to a student or group of students. This version may be administered to any student identified as LEP or who has an IEP or 504 Plan specifying an oral reading of a test or to a student who requests it in lieu of a Foreign-Language CD version of a test. This accommodation must be given throughout the year to be allowed on the state assessment.

Materials included with the English Audio CD:

- a CD;
- a Form SV test booklet (for grades 3 and 4);
- a Form SV test booklet and scannable answer document (grades 5–8).

These supplemental instructions are required for the English Audio CD accommodation.

Note: Use only the materials provided. Do not use test materials from the district overage or the building test materials. These forms will not be the same because the tests are spiraled. The Form SV test booklet **must** be used with the English Audio CD.

Use of the Form SV Test Booklet and Scannable Answer Document

The student will listen to the English Audio CD. The student will record his or her responses in the Form SV test booklet (grades 3 and 4) or the answer document (grades 5–8).

Administering a Test Using an English Audio CD

Only students identified as LEP or having an IEP or 504 Plan may use the English Audio CD. As with the general test materials, these accommodation materials **must** be securely stored between administrations. Directions may differ slightly from those in the general test booklet. Please follow the supplemental instructions as well as the instructions in the *Directions for Administration*.

A CD player is required to administer the tests. Directions and questions are recorded as separate tracks on the disc. A track listing for the disc is provided on the disc case. It is not advisable to allow young children to operate the CD player because it is necessary for the recording to be paused between questions to allow time to respond. Therefore, when testing younger students, the Test Administrator should operate the CD player to minimize administration problems. Older students may be allowed to operate the CD player and may be tested while wearing headphones.

Additional test administration time is not a requirement for this accommodation but may be used as an LEP, IEP or 504 accommodation. The CD may be paused at any time during the administration to give a student time to complete a response, and all questions may be repeated as many times as the student wants.

After the Test Administration

The sections below must be completed for students using a Pre-ID label or a Generic label:

- Sections N, O and P on the inside back cover of the Form SV test booklet with the student responses for grades 3 and 4;
- Section J on the back cover and sections N, O and P on the inside back cover of the answer document with the student responses for grades 5–8. The form in section J must be marked "SV."

The Form SV test booklet (grades 3 and 4) or the answer document (grades 5–8) into which the student responses were recorded must be returned to the STC with the other scorable test materials.

Note: Pages or separate sheets added to the test booklet will NOT be scored.

Return the English Audio CD and any extra test materials to the STC with the rest of the school's **nonscorable** materials.

Supplemental Instructions for Large-Print Test Booklets

The Large-Print versions of the achievement assessments are intended for students whose IEP or 504 Plan specifies the use of large-print materials. The Large-Print tests are printed in 18-point type. This accommodation must be given throughout the year to be allowed on the state assessment.

Materials included with the Large-Print Test Booklet:

- an 8½- x 11-inch Large-Print test booklet for each subject;
- a Form SV test booklet (for grades 3 and 4);
- a scannable answer document (for grades 5–8).

These supplemental instructions are required for the Large-Print accommodation.

Note: Use only the materials provided. Do not use test materials from the district overage or the building test materials. These forms will not be the same because the tests are spiraled. The Form SV test booklet **must** be used with the Large-Print test booklet.

Use of the Form SV Test Booklet and Scannable Answer Document

The student responses are transcribed from the Large-Print test booklet to a Form SV test booklet (grades 3 and 4) or an answer document (grades 5–8) for scoring.

Administering a Test Using a Large-Print Test Booklet

Only students identified as having an IEP or 504 Plan may use the Large-Print test booklet. As with the general test materials, these test booklets **must** be securely stored between administrations. Additional time is not a requirement for this accommodation but may be an IEP or 504 accommodation. Directions may differ slightly from those in the regular print test booklet. Please follow the supplemental instructions as well as the instructions in the *Directions for Administration*.

The student may respond directly in the Large-Print test booklet, a scorable Form SV test booklet (grades 3 and 4), or a scorable answer document (grades 5–8).

Note: Page numbers in the Large-Print booklet differ from those in the Form SV test booklet.

PLEASE CHECK THE PAGE NUMBER REFERENCES.

After the Test Administration

If the student responded in the Large-Print test booklet, the student responses for multiple-choice and constructed-response questions must be transcribed verbatim into the scorable Form SV test booklet (grades 3 and 4) or answer document (grades 5–8). This must be done by a licensed/certificated school or district employee with a witness present during the transcription. The Form SV test booklet (grades 3 and 4) or answer document (grades 5–8) into which the answers were transcribed must be returned to the STC with the other scorable test materials.

The sections below must be completed for students using a Pre-ID label or a Generic label:

- Sections N, O and P on the inside back cover of the Form SV test booklet with the student responses for grades 3 and 4;
- Section J on the back cover and sections N, O and P on the inside back cover of the answer document with the student responses for grades 5–8. The form in section J must be marked "SV."

Note: Pages or separate sheets added to the test booklet will NOT be scored.

Return the Large-Print test booklet (which may or may not have student responses) and any extra test materials to the STC with the rest of the school's **nonscorable** materials. Note: The Large-Print test booklet will **NOT** be scored even if it has student responses. A rescore request **will not be accepted** for Large-Print test booklets that have student responses that have not been transferred to the Form SV test booklet (grades 3 and 4) or answer document (grades 5–8). Please transcribe student responses into the Form SV test booklet (grades 3 and 4) or answer document (grades 5–8).

Supplemental Instructions for Braille Test Booklets

The Braille versions of the achievement assessments are intended for students whose IEP or 504 Plan specifies the use of Braille materials. The Braille test booklet consists of comb-bound, 11½- x 11-inch single-sided Braille pages. This accommodation must be given throughout the year to be allowed on the state assessment.

Materials included with the Braille test booklet:

- a comb-bound Braille test booklet for each subject;
- one Form SV test booklet into which the student's answers will be transcribed (for grades 3 and 4);
- a Form SV test booklet for the TA's use (for grades 5–8);
- a scannable answer document (for grades 5–8).

These supplemental instructions are required for the Braille accommodation.

Note: Use only the materials provided. Do not use test materials from the district overage or the building test materials. These forms will not be the same because the tests are spiraled. The Form SV test booklet must be used with the Braille test booklet.

Use of the Form SV Test Booklet and Scannable Answer Document

The student responses are transcribed from the Braille test booklet to a Form SV test booklet (grades 3 and 4) or an answer document (grades 5–8) for scoring.

Administering a Test Using a Braille Test Booklet

Only students identified as having an IEP or 504 Plan may use the Braille test booklet. As with the general test materials, these test materials **must** be securely stored between administrations. Additional time is not a requirement for this accommodation but may be an IEP or 504 accommodation. Directions may differ slightly from those in the general test booklet. Please follow the supplemental instructions as well as the instructions in the *Directions for Administration*.

The grade 8 Braille test booklet contains a Braille version of the Mathematics Reference Sheet. This is a separate booklet, which is paper-clipped to the test booklet cover and may be removed for use during the test administration.

After the Test Administration

The student responses for multiple-choice and constructed-response questions must be transcribed verbatim into the scorable Form SV test booklet (grades 3 and 4) or answer document (grades 5–8). This must be done by a licensed/certificated school or district employee with a witness present during the transcription. The Form SV test booklet (grades 3 and 4) or answer document (grades 5–8) into which the student responses were transcribed must be returned to the STC with other scorable test materials.

The sections below must be completed for students using a Pre-ID label or a Generic label:

- Sections N, O and P on the inside back cover of the Form SV test booklet with the student responses for grades 3 and 4;
- Section J on the back cover and sections N, O and P on the inside back cover of the answer document with the student responses for grades 5–8. The form in section J must be marked "SV."

Note: Pages or separate sheets added to the test booklet will NOT be scored.

Return the Braille test booklet and any extra test materials to the STC with the rest of the school's **nonscorable** materials.

Supplemental Instructions for Bilingual Test Booklets

The Bilingual Test Booklets are intended for students who read primarily in Spanish and have been identified as Limited English Proficient (LEP). These test booklets present the test material in Spanish on the right-hand page and the corresponding English translation on the facing left-hand page. Please note that the reading passages are not translated into Spanish because the intent of the test is to assess the student's ability to read English text. The reading passages, including the word bank, may **NOT** be read aloud in Spanish or English.

Districts that use the Bilingual Test Booklets may use a translator but will **NOT** be reimbursed for the translator. These materials are packaged by grade. The bilingual materials contain enough resources to administer the test to one student.

Materials included with the Bilingual Test Booklet:

- a Bilingual Test Booklet for each subject;
- a Form SV test booklet (for grades 3 and 4 only) for the student's responses in English;
- two scannable answer documents, one in which the student responds, and one into which a school employee translates and transcribes the student's responses (for grades 5–8).

These supplemental instructions are required for the Bilingual accommodation.

Note: Use only the materials provided. Do not use test materials from the district overage or the building test materials. These forms will not be the same because the tests are spiraled. The Form SV test booklet must be used with the Bilingual Test Booklet.

Use of the Form SV Test Booklet and Scannable Answer Document

The student responses are translated (if necessary) and transcribed from the bilingual test booklet to the Form SV test booklet (grades 3 and 4) or an answer document (grades 5–8) for scoring.

Administering a Test Using a Bilingual Test Booklet

Only students identified as LEP may use the bilingual test booklet. As with the regular test materials, these materials **must** be securely stored between administrations. Additional time is not a requirement for this accommodation but may be an LEP accommodation. Directions may differ slightly from those in the general test booklet. Please follow the supplemental instructions as well as the instructions in the *Directions for Administration*.

The student may respond to the constructed-response items in English or Spanish; however, only student responses in English will be scored.

After the Test Administration

The student responses for multiple-choice and constructed-response questions must be translated into English (if necessary) and transcribed verbatim into the scorable Form SV test booklet (grades 3 and 4) or answer document (grades 5–8). This must be done by a licensed/certificated school or district employee with a witness present during the transcription. The Form SV test booklet (grades 3 and 4) or answer document (grades 5–8) into which the student responses were transcribed must be returned to the STC with other scorable test materials. Return the original test booklet (grades 3 and 4) or answer document (grades 5–8) with the nonscorable materials. Test booklets and answer documents with student responses in Spanish will **NOT** be scored.

The sections below must be completed for students using a Pre-ID label or a Generic label:

- Sections N, O, and P on the inside back cover of the Form SV test booklet with the student responses in English for grades 3 and 4;
- Section J on the back cover and sections N, O and P on the inside back cover of the answer document with the student responses in English for grades 5–8. The form in section J must be marked “SV.”

Note: Pages or separate sheets added to the test booklet will NOT be scored.

Return the Bilingual Test Booklet and any extra test materials to the STC with the rest of the school’s **nonscorable** materials.

Supplemental Instructions for a Foreign-Language CD

The foreign-language CDs are intended for Limited English Proficient (LEP) students who are eligible to take a translated version of the test. These CDs are intended for use in lieu of the language translator option for five languages: Japanese, Korean, Ukrainian, Mandarin Chinese, and Spanish. These materials are available for single-student and group administrations, by grade level.

Districts that use the foreign-language CDs may use a translator but will NOT be reimbursed for the translator. These materials are packaged by grade and language. The foreign-language CD materials contain enough resources to administer the test to one student.

Materials required for the Foreign-Language CD special version:

- a foreign-language CD;
- a Form SV test booklet (for grades 3–8);
- a scannable answer document (for grades 5–8).

These supplemental instructions are required for the foreign-language CD accommodation.

Note: Use only the materials provided. English audio recordings will be included with all Foreign-Language CD packages in case a student would prefer to listen to a test in English rather than in his or her native language. Do not use test materials from the district overage or the building test materials. These forms will not be the same because the tests are spiraled. The Form SV test booklet must be used with the foreign-language CD.

Use of the Form SV Test Booklet and Scannable Answer Document

The student will listen to the Foreign-Language CD. The student will record his or her responses in the Form SV test booklet (grades 3 and 4) or the answer document (grades 5–8).

Administering a Test Using a Foreign-Language CD

Only students identified as LEP may use the foreign-language CD. As with the regular test materials, these materials **must** be securely stored between administrations. Additional time is not a requirement for this accommodation but may be an LEP accommodation. Directions may differ slightly from those in the general test booklet. Please follow the supplemental instructions as well as the instructions in the *Directions for Administration*.

The student may respond to the constructed-response items in English or in his or her native language. These responses will then be scored and translated (as necessary) by Pearson.

A CD player is required to administer the tests. Directions and questions are recorded as separate tracks on the disc. A track listing for the disc is provided on the disc case. It is not advisable to allow young children to operate the CD player because it is necessary for the recording to be paused between questions to allow time to respond. Therefore, when testing younger students, the Test Administrator should operate the CD player to minimize administration problems. Older students may be allowed to operate the CD player and may be tested while wearing headphones.

The recorded tests are not timed. The student should be given as much time as reasonably necessary to respond to the questions. The CD may be paused at any time during the administration to give the student time to complete a response, and all questions may be repeated as many times as the student wants. The student should respond in the Form SV test booklet (grades 3 and 4) or the scannable answer document (grades 5–8).

In rare instances in which a student cannot respond in writing, the student's responses may be given aloud and tape-recorded with a standard audiocassette recorder. In such cases, label a manila envelope "Foreign-Language Recording," and place the cassette tape with student's name in the manila envelope with the student's test booklet (grades 3 and 4) or answer document (grades 5–8) and return it for translation and scoring. Please note that the cassette and envelope are not provided with the test materials. Schools must provide a cassette and an envelope in these instances. When packing the box of foreign-language materials, place this envelope on top.

After the Test Administration

The sections below must be completed for students using a Pre-ID label or a Generic label:

- Sections N, O and P on the inside back cover of the Form SV test booklet with the student responses for grades 3 and 4;
- Section J on the back cover and sections N, O and P on the inside back cover of the answer document with the student responses for grades 5–8. The form in section J must be marked "SV."

Note: Pages or separate sheets added to the test booklet will NOT be scored.

Return the foreign-language CDs and any extra test materials to the STC with the rest of the school's **nonscorable** materials.

Supplemental Instructions for Language Translation Materials

The Language Translations are intended for students identified as Limited English Proficient (LEP) who are eligible to take a translated version of the test and whose native language is not one of the five languages for which recorded versions of the test are available (Japanese, Korean, Ukrainian, Mandarin Chinese, and Spanish). These materials are packaged by grade. The materials needed to administer the test to one student are included.

Note: If a student requires a language translation of a test for which a CD is available, it is the district's or school's responsibility to arrange for and pay for that translation.

Materials included for a Language Translation:

- a language translation script of each test;
- an English Audio CD;
- two Form SV test booklets (for grades 3 and 4);
- Form SV test booklet and two scannable answer documents (for grades 5–8);
- blank C-120 (two hours recording time) audiocassettes for recording each test administration (one per subject);
- a copy of the Language Translator Report Form for each subject;
- a postage-paid envelope (containing forms to be completed by the translator) for returning the Language Translator Report Form and other translator paperwork.

These supplemental instructions are required for the language translation.

Note: Use only the materials provided. Do not use test materials from the district overage or the building test materials. These forms will not be the same because the tests are spiraled. The Form SV test booklet **must** be used with the language translation.

Use of the Form SV Test Booklet and Scannable Answer Document

The student responses are translated and transcribed from the Form SV test booklet or answer document used by the student to the Form SV test booklet (grades 3 and 4) or answer document (grades 5–8) for scoring. This step is not necessary if the student responds in English.

Administering a Test Using a Language Translation

Only LEP students are eligible for a language translation of the test. As with the general test materials, these materials **must** be securely stored between administrations. Additional time is not a requirement for this accommodation but may be an LEP accommodation. Directions may differ slightly from those in the general test booklet. Please follow the supplemental instructions as well as the instructions in the *Directions for Administration*.

Language translation administrations involve three people: the student being tested, the person performing the translation of the test into the student's native language (most likely someone from outside the school) and a Test Administrator (a licensed/certificated school employee). An audiocassette recorder is required to record the translated portion of the test administration.

The translator will read the Language Translation Script and translate it aloud into the student's native language. The translator must not deviate from the script. The student may ask the translator to translate only those directions or questions that seem unclear in their written form. The translated test administration must be tape-recorded using the supplied audiocassettes. The student's name must be printed on each used audiocassette tape after test administration. The student may respond to the constructed-response questions in English or in his or her native language.

Designate one Form SV test booklet (grades 3 and 4) or scannable answer document (grades 5–8) as scorable, and have the student respond to multiple-choice questions in this Form SV test booklet (grades 3 and 4) or scannable answer document (grades 5–8). If the student plans to answer the constructed-response questions in a language other than English, he or she must write these responses in the other Form SV test booklet (grades 3 and 4) or scannable answer document (grades 5–8).

After the Test Administration

The translator must translate the student’s responses into English and transcribe them into the scorable Form SV test booklet (grades 3 and 4) or the scannable answer document (grades 5–8) in which the student marked his or her answers to the multiple-choice questions. This must be done by a licensed/certificated school or district employee with a witness present during the transcription. The Form SV test booklet (grades 3 and 4) or answer document (grades 5–8) into which the student responses were transcribed must be returned to the STC with other scorable test materials. Test booklets and answer documents with student responses in other languages will NOT be scored. AIR will reimburse translators or districts \$75 per student per test administered.

The sections below must be completed for students using a Pre-ID label or a Generic label:

- Sections N, O and P on the inside back cover of the Form SV test booklet with the student responses in English for grades 3 and 4;
- Section J on the back cover and sections N, O and P on the inside back cover of the answer document with the student responses in English for grades 5–8. The form in section J must be marked “SV.”

The district/school and the translator must complete and sign the Language Translator Report Form. The translator and school should retain one copy each. The third copy should be mailed to American Institutes for Research (the testing contractor) in the postage-paid envelope included with the materials.

In addition, the translator must sign the documents enclosed in the return envelope to ensure payment. These documents consist of:

- **IRS Form W-9:** Request for Taxpayer Identification and Certification.
- **Nondisclosure Agreement:** This form is a security requirement. Translators may not perform the language translations if they do not read and agree to the contents of this form. Complete the sections that are shaded in yellow (the date on the first page and the signature and date on the last page).
- **Consulting Order Form:** AIR must have this form to process payment for the service the translator provides. Complete the following sections that are shaded in yellow: the box in the upper left-hand corner containing the translator’s name, address, e-mail address, phone number, signature, social security number, and the date. The translator may want to photocopy this page for his or her records.
- **IRS Form 8233:** To be completed **only** if the translator is a nonresident alien.

A preaddressed, postage-paid envelope is enclosed for your convenience in returning these signed forms along with a completed copy of the Language Translator Report Form to AIR.

Ensure that the student’s name is printed on the second test booklet (grades 3 and 4) or answer document (grades 5–8) that contains the student’s foreign-language responses, as well as the audiocassette(s) used to record the test administration. The used test booklet or answer document should be placed in the zip-lock bag with the audiocassettes and the rest of the materials and returned to the STC. It will be returned to the DTC with the rest of the school’s nonscorable materials.

Note: Pages or separate sheets added to the test booklet will NOT be scored.

Return the scorable Form SV test booklet (grades 3 and 4) or scannable answer document (grades 5–8) and any extra test materials to the STC with the rest of the school’s **nonscorable** materials.

APPENDIX D

SUMMARY OF TEST SECURITY PROVISIONS FROM THE ADMINISTRATIVE CODE

Rule 3301-13-05 of the Ohio Administrative Code establishes test security provisions for the achievement assessments. To review the Ohio Administrative Rule 3301-13-05 on the Internet, log on to codes.ohio.gov/oac/3301-13-05.

Those provisions are summarized below:

- All test questions and all other materials are considered secure and subject to the provisions of Sections 3319.151 and 3319.99 of the Ohio Revised Code and Rule 3301-13-05 of the Administrative Code.
- The Ohio Revised Code prohibits the disclosure of test questions, paraphrases, facsimiles, or any other material that would assist a pupil in taking the Grades 3-8 Ohio Achievement Assessments.
- Only authorized personnel are permitted access to secure test materials.
- Persons designated as District Test Coordinators, School Test Coordinators and Test Administrators are responsible for ensuring that all test security provisions are met.
- By **October 1** of each year, written procedures and penalties shall be communicated to all district employees and students.
- The district must adopt written procedures to protect the security of test materials; these procedures shall include the following:
 - Identify authorized persons who are to be present during testing and who shall have access to secure material.
 - Specify handling and tracking procedures in both the district and the buildings.
 - Specify procedures for investigating any alleged test security violations and penalties for confirmed violations.
 - Specify procedures for determining whether to invalidate a student's test score.
 - The school district shall notify the ODE if a security violation is suspected and include the finding(s) and action(s) taken.
 - Specify how written procedures will be communicated annually to employees and students in the district.
- After determining that a test security violation has occurred, the district board and/or State Board of Education may seek the maximum penalty pursuant to Section 3319.151 of the Ohio Revised Code.
- All school and district employees shall cooperate with the ODE in any investigation of a test security violation.
- Prior to taking action for a test security violation, the State Board of Education shall give notice of any action and provide an opportunity for an individual to respond and present a defense.

